



**BOOMTECH**

WE GET **IT** DONE!

---

Hurricane Preparation  
**CHECKLIST**

# Hurricane Preparation Checklist

If you live anywhere on the Atlantic coast, then you need to be prepared for a hurricane to hit. It's just the cost of doing business in that part of the country. Hurricane preparedness should be something you've invested in. You need supplies. You need physical protective measures. You need to take the time to make sure your employees know what to do when a hurricane hits.

## 1 Planning for the impact of an unexpected or catastrophic event on your business

COMPLETED IN PROGRESS NOT STARTED

	COMPLETED	IN PROGRESS	NOT STARTED
Identify a coordinator and/or team with defined roles for preparedness and response planning. Potential team members may include: Information Security, Operations, Systems, Police/ Security, Physical Plant, Insurance, Legal Affairs, Public Affairs, Personnel Department, Comptroller, Audit Division, Safety Office and/or Emergency Response Team.	<input type="checkbox"/>	<input type="checkbox"/>	<input type="checkbox"/>
Conduct a business process and services inventory to understand which processes are mission-critical to the survivability of the business.	<input type="checkbox"/>	<input type="checkbox"/>	<input type="checkbox"/>
Determine acceptable levels of service during the recovery period, and what processes need to be maintained or restored first to keep the business running.	<input type="checkbox"/>	<input type="checkbox"/>	<input type="checkbox"/>
Identify essential employees and other critical inputs (subcontractors, services, logistics, etc.) required to maintain business operations by location and function during the event.	<input type="checkbox"/>	<input type="checkbox"/>	<input type="checkbox"/>
Conduct a technology asset inventory to determine and document the mission-critical technology components, their location, how they're configured, and who is responsible for management.	<input type="checkbox"/>	<input type="checkbox"/>	<input type="checkbox"/>
Once key components are identified, determine what measures should be taken to protect and recover them.	<input type="checkbox"/>	<input type="checkbox"/>	<input type="checkbox"/>
Understand the rules or regulations governing your business operations. If you had a business failure, would you be able to maintain compliance? (Sarbanes Oxley, HIPAA, privacy, etc.).	<input type="checkbox"/>	<input type="checkbox"/>	<input type="checkbox"/>
Understand customer or business partner performance metrics/ service level agreements to assess risk for breach of contract, or to put in place performance remedies for your customers.	<input type="checkbox"/>	<input type="checkbox"/>	<input type="checkbox"/>
Identify a budget: Quantify the potential costs of downtime or total business failure. Develop a business case to optimally invest in risk mitigation.	<input type="checkbox"/>	<input type="checkbox"/>	<input type="checkbox"/>









# Hurricane Preparation Checklist

2

## Assessing your data and technology needs in the event of a failure in operations

COMPLETED IN PROGRESS NOT STARTED

	COMPLETED	IN PROGRESS	NOT STARTED
 Determine the status of your existing disaster recovery plan. Do you have one and is it maintained?	<input type="checkbox"/>	<input type="checkbox"/>	<input type="checkbox"/>
 Have you tested the plan?	<input type="checkbox"/>	<input type="checkbox"/>	<input type="checkbox"/>
 Determine vulnerability of your organization's technology infrastructure to natural disasters, including floods, fires, earthquakes, etc.	<input type="checkbox"/>	<input type="checkbox"/>	<input type="checkbox"/>
 Set clear recovery time objectives for each of your business/ technology areas.	<input type="checkbox"/>	<input type="checkbox"/>	<input type="checkbox"/>
 Determine the need for off-site data storage and backup.	<input type="checkbox"/>	<input type="checkbox"/>	<input type="checkbox"/>
 Develop a technology plan that includes hardware, software, facilities and service vendors.	<input type="checkbox"/>	<input type="checkbox"/>	<input type="checkbox"/>
 Secure clear understanding and commitment from vendors on your plan.	<input type="checkbox"/>	<input type="checkbox"/>	<input type="checkbox"/>
 Secure a backup vendor, if necessary, to perform that critical function if your primary vendor is impacted by a business failure.	<input type="checkbox"/>	<input type="checkbox"/>	<input type="checkbox"/>
 Perform security risk assessments around specific threats where possible. Examples of data security include: virus protection, intrusion detection, hacker prevention, network events, component failures and systems crashes.	<input type="checkbox"/>	<input type="checkbox"/>	<input type="checkbox"/>
 Assess, if possible and per prior events, how quickly and accurately your business and technology were restored by existing staff. What were the lessons learned so they can be addressed in future planning?	<input type="checkbox"/>	<input type="checkbox"/>	<input type="checkbox"/>
 Determine the effectiveness of your data backup and recovery policies and procedures. Are the procedures fully documented and an appropriate staff member responsible for the maintenance of that documentation?	<input type="checkbox"/>	<input type="checkbox"/>	<input type="checkbox"/>
 Perform a data recovery test. Was the test successful?	<input type="checkbox"/>	<input type="checkbox"/>	<input type="checkbox"/>
 Prepare an incident plan for mitigating a security breach.	<input type="checkbox"/>	<input type="checkbox"/>	<input type="checkbox"/>
 Audit annually, as security threats can change.	<input type="checkbox"/>	<input type="checkbox"/>	<input type="checkbox"/>



**BOOMTECH**  
WE GET IT DONE!

[www.BoomTechIT.com](http://www.BoomTechIT.com)








(561) 300-5080 • [sales@BoomTechIT.com](mailto:sales@BoomTechIT.com)

# Hurricane Preparation Checklist

## 3

### Communicating your plan to employees and vendors

COMPLETED IN PROGRESS NOT STARTED




-  Determine who needs to be contacted with critical information. Build distribution lists and maintain for accuracy.
-  Develop a contact plan to reach employees: wireless, home, etc.
-  Ensure employees know where to receive information and updates about whether they can return to work, or if they are to report to a different location (Internet, conference bridges, etc.).
-  Ensure mission-critical employees know their role in the plan and have access from remote locations (i.e., home broadband, phone, VPN for security).
-  Make sure the plan can be executed by alternate employees who are not necessarily the "expert" in cases where those employees cannot be reached.
-  Determine the need for a designated recovery site for your people to resume work. Plan for communications, data connectivity, desktops and workspace at that site.
-  If you require support from vendor partners, ensure they also have a documented plan that complements your needs. Review periodically to keep the plan current.

<input type="checkbox"/>	<input type="checkbox"/>	<input type="checkbox"/>
<input type="checkbox"/>	<input type="checkbox"/>	<input type="checkbox"/>
<input type="checkbox"/>	<input type="checkbox"/>	<input type="checkbox"/>
<input type="checkbox"/>	<input type="checkbox"/>	<input type="checkbox"/>
<input type="checkbox"/>	<input type="checkbox"/>	<input type="checkbox"/>
<input type="checkbox"/>	<input type="checkbox"/>	<input type="checkbox"/>
<input type="checkbox"/>	<input type="checkbox"/>	<input type="checkbox"/>

## 4

### Collaborate and share

COMPLETED IN PROGRESS NOT STARTED

-  Collaborate with your local government agency to share your plans and understanding of their capabilities in the event of a business- impacting catastrophe.
-  Share your plan with your building management so they have a clear understanding of their role in safely securing the building and your employees.
-  Share best practices with other business leaders in your community, chambers of commerce and business associations to improve community response efforts.

<input type="checkbox"/>	<input type="checkbox"/>	<input type="checkbox"/>
<input type="checkbox"/>	<input type="checkbox"/>	<input type="checkbox"/>
<input type="checkbox"/>	<input type="checkbox"/>	<input type="checkbox"/>

**Book a No-Cost Review of Your Firm's Current Technology, and Learn More About How Business Continuity Planning Can Grow Your Business**

**(561) 300-5080 | [www.BoomTechIT.com](http://www.BoomTechIT.com)**